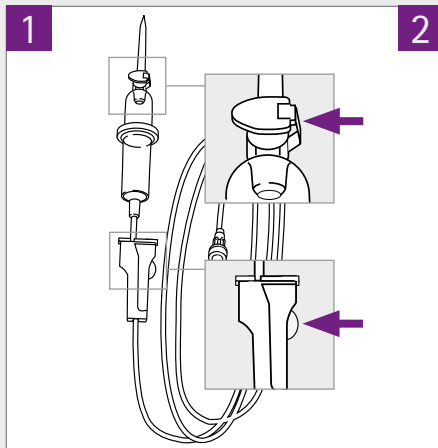
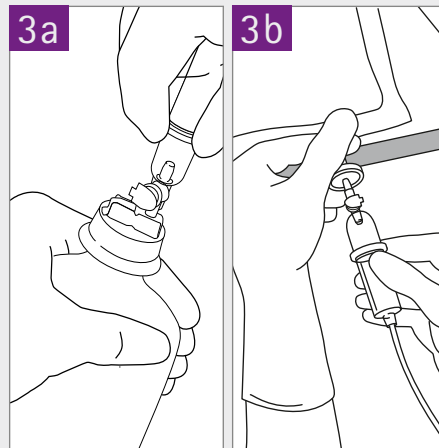


# Intrafix® Handling Poster

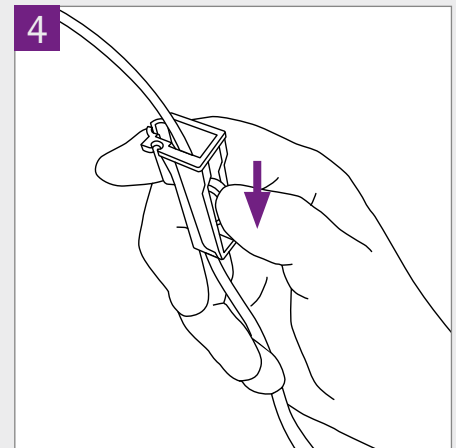
Best practice recommendation to prime Intrafix® Primeline and Intrafix® SafeSet in combination with semirigid container/bags.



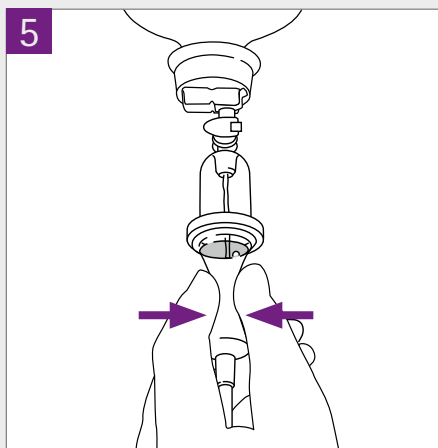
Unwrap the IV-set and check whether the green **air vent cap is closed** and the **roller clamp is open**.



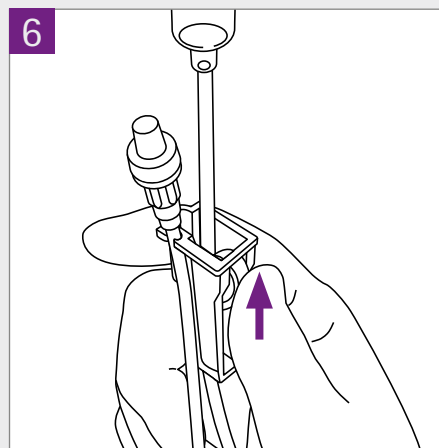
Spike the semirigid container/bag.



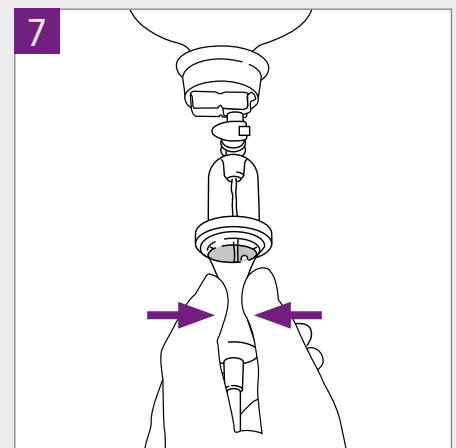
Close the roller clamp.



Turn the IV-system upside down. **Squeeze the drip chamber impulsively** and bring fluid level up to the ring of the drip chamber.



Open roller clamp. Prime the line until the end. Afterwards close the roller clamp again.



**Squeeze the drip chamber impulsively** once again. Remove cap and connect it to the patient connector.

[www.safeinfusiontherapy.com](http://www.safeinfusiontherapy.com)