

mikrocount® dipslides

Hygiene testing made easy.

 **Order here!**  **PRAXISDIENST**
Medical Supplies since 1953



we protect lives
worldwide

Trust is good, control is even better.



Systematic monitoring of the environmental and operating hygiene status plays an important role in quality assurance measures.



The mikrocount® product range provides every operation with individual means of rapid and reliable hygiene control, e.g. in sensitive production areas or medical areas.

In addition to production and personnel hygiene measures, applicable hygiene guidelines and quality assurance concepts (e.g. GMP or HACCP) require routine hygiene controls at each step of the production process and documentation of the results.

mikrocount® dipslides are the ideal solution for comprehensive hygiene monitoring of the entire production process.

Step-by-step controls help to easily identify weak points in hygiene, so that necessary measures can quickly be initiated, thus ensuring that only goods free of defects are produced at all times.

The mikrocount® product series offer every operation an uncomplicated means of rapid and reliable hygiene control. The composition of the agar surface was optimised for process monitoring, the control of raw and finished goods and the control of disinfectant measures (surface disinfection).



All advantages at a glance.



- Easy to use
- No preparation time
- Testing of surfaces, semi-solid materials and liquids with just one product
- Expensive laboratory equipment is not necessary
- Results within 24–72 hours

Fast and easy to use.

Always at hand. Without any preparation time, the slide which has an agar surface of 12.5 cm² can be used to test surfaces, semisolid materials and liquids. Special laboratory equipment and personnel with microbiological training is not necessary. In addition, the practical pivot joint facilitates testing of surfaces. All mikrocount® dipslides are equipped with a hexagonal hole in the lid, which can be used for inserting an extension rod.

Easy to evaluate.

A comparison with an evaluation chart allows the user to quickly and easily read off the results. If necessary, the contaminated germ carrier can be used for specific follow-up tests.

Economical.

Sending away samples and time-consuming laboratory work for preparing nutrient media, production dilution series and counting colonies is eliminated. Significant costs for an external laboratory are saved.

Safety due to quality.

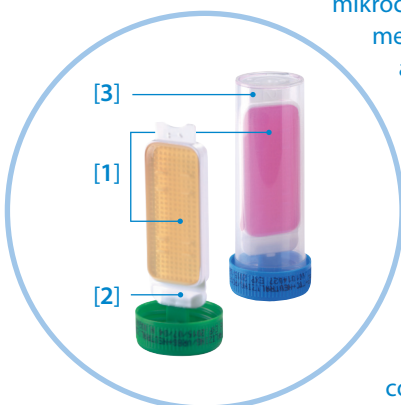
The strict standards to which mikrocount® dipslides are produced guarantee a product of consistent excellent quality. These standards include clean-room filling and the ISO 9001 certification. mikrocount® dipslides are supplied in shatter-free, environmentally friendly and sterile plastic tube made of polypropylene (without PVC content).



Easy disposal.

Once used, the dipslides can be destroyed by burning, autoclaving or immersion in disinfectant solution.

mikrocount® product range:



mikrocount® dipslides are plastic nutrient media slides coated on both sides with a special agar [1] on which the respective microorganisms grow. The high sensitivity of mikrocount® dipslides allows a hygiene control of products with high standards.

The nutrient media slide is equipped with a pivot joint [2], making it considerably easier to draw samples across the entire surface with surface contact.

mikrocount® dipslides are manufactured under sterile conditions. The agar surfaces contain no toxic ingredients that could be transferred to the products being tested.

Furthermore, the dipslides are supplied with a transparent and shatter-proof protective tube [3]. The results are evaluated with the tube sealed, thus avoiding the risk of contamination of employees. Due to the high standards under which mikrocount® dipslides are produced we guarantee a product of consistent excellent quality.



mikrocount® TPC

For the determination of the total plate count.

This nutrient media allows the growth of the most common bacteria, yeasts and fungi. The agar contains lecithin and Tween for neutralising any potential residues of disinfectants with cationic substances.

20 slides / box | Art. No. 182812



mikrocount® duo

For the combined determination of the total plate count as well as yeasts and moulds.

mikrocount® duo is used for the combined determination of the total plate count and for the detection of yeasts and moulds with inactivation of disinfectants.

20 slides / box | Art. No. 70000724



mikrocount® TPC/E

For the combined determination of the total plate count and for the detection of enterobacteria.

These nutrient media are used for the combined determination of the total plate count and for the detection of enterobacteria within the scope of microbiological monitoring of surfaces with inactivation of disinfectants.

20 slides / box | Art. No. 182811



Storage and support

The mikrocount® dipslides should be stored unopened at room temperature. They should be protected from drying out, light and frost. The dipslides have a shelf-life of 9 months. Any unused slide exhibiting microbiological growth should be discarded.

Temperature fluctuations may result in condensate settling at the bottom of the slide tube.

This sterile liquid can simply be disposed of down the sink, without the performance and results of the dipslides.

cultura® incubator

For incubation of mikrocount® dipslides samples we recommend the small cultura® incubator.

It is compact and adequate for nearly every laboratory or manufacturing site. It has room to hold up to 18 mikrocount® dipslides. The transparent door allows to view the contents of the incubator without having to move the samples. The temperature is adjustable and preset by the manufacturer to maintain an optimal 30°C. Results for bacteria are available after 24 to 48 hours. The detection of yeasts and moulds takes slightly longer (3 – 5 days).

Technical Data:

Capacity	18 mikrocount® dipslides
Temperature range	25 – 45°C
External dimensions (w x d x h)	310 x 155 x 168 mm
Internal dimensions (w x d x h)	220 x 120 x 150 mm
Weight	1.1 kg
VDE/TÜV-proved	

cultura® incubator Art. No.

230 V (German plug)	183301
230 V (English plug)	183310
110 V	183302



Hygiene testing with a system.

Easy, safe and reliable – mikrocount® dipslides.

Application of mikrocount® dipslides



Contact inoculation:

- For surfaces and solid samples.
- Hold both sides of the nutrient media carrier onto the surface for about 5 seconds without touching the agar with your hands.
- The pivot joint of the agar slide offers additional convenience.



Streak test:

- Use a sterile swab to collect samples from points that are difficult to access or from highly viscous liquids.
- The swab is then streaked out onto the agar surface of the slide in order to transfer the microorganisms to be cultivated.



Dip:

- The slide is dipped into the liquid which is to be tested for a few seconds.
- Allow any excess liquid to run from the nutrient media carrier to ensure safe transportation of the dipslides.



Incubation:



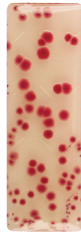
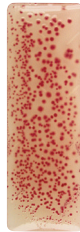


- Incubation in closed tubes
- **mikrocount® TPC**
24 – 48 h at 25 °C – 30 °C
- **mikrocount® TPC/E**
24 – 48 h at 25 °C – 30 °C
- **mikrocount® duo**
24 – 48 h at 25 °C – 30 °C
Detection of yeasts and moulds 3 – 5 days at 25 °C – 30 °C






Application areas:



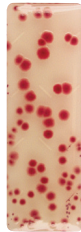
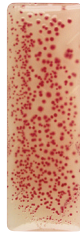


- hospital ■ food processing
- kitchens (e.g. hospitals)
- cosmetic industry ■ pharmaceutical industry
- laboratories ■ metalworking and related industry
- paint industry ■ paper and coatings industry
- textile industry ■ water treatment
- household industry ■ chemical / technical industry
- applicable for tests according to DIN 55 997



mikrocount® dipslides – Evaluation Tables

mikrocount®		TPC	Total plate count Bacteria			
10 ² CFU/ml	10 ³ CFU/ml	10 ⁴ CFU/ml	10 ⁵ CFU/ml	10 ⁶ CFU/ml	10 ⁷ CFU/ml	
						
< 1 CFU/cm ²	1 CFU/cm ²	5 CFU/cm ²	45 CFU/cm ²	80 CFU/cm ²	> 100 CFU/cm ²	

mikrocount®		TPC/E	Enterobacteria		
10 ² CFU/ml	10 ⁴ CFU/ml	10 ⁵ CFU/ml	10 ⁶ CFU/ml	10 ⁷ CFU/ml	
					
1 CFU/cm ²	5 CFU/cm ²	45 CFU/cm ²	80 CFU/cm ²	> 100 CFU/cm ²	

mikrocount®		TPC/E	Total plate count Bacteria			
10 ² CFU/ml	10 ³ CFU/ml	10 ⁴ CFU/ml	10 ⁵ CFU/ml	10 ⁶ CFU/ml	10 ⁷ CFU/ml	
						
< 1 CFU/cm ²	1 CFU/cm ²	5 CFU/cm ²	45 CFU/cm ²	80 CFU/cm ²	> 100 CFU/cm ²	

Please note that the colours shown may vary slightly from the colour change of the mikrocount® dipslides.






Evaluation of mikrocount® dipslides.

For the evaluation of the colony density on the carrier, compare the slides with the pictures. Preferably, the evaluation should be done with a closed tube in order to prevent the contact with the microorganisms. Results that are obtained using varying inoculation methods of different materials cannot be compared with one

another. However, different tests that use the same method for the same kind of materials can be compared with one another and the results used for drawing quantitative conclusions. The nutrient media carrier for determining the total plate count uses an agar that enables growth of the most common microorganisms.

*CFU = Colony Forming Unit


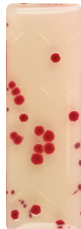
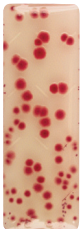
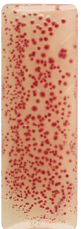


mikrocount® dipslides – Evaluation Tables

mikrocount®		duo		Yeasts	
10 ² CFU/ml	10 ³ CFU/ml	10 ⁴ CFU/ml	10 ⁵ CFU/ml	10 ⁶ CFU/ml	
					
1 CFU/cm ²	5 CFU/cm ²	45 CFU/cm ²	80 CFU/cm ²	> 100 CFU/cm ²	

mikrocount®		duo		Fungi	
+	++	+++			
					

Destruction:

Dipslides can be safely destroyed by burning, autoclaving or by immersion in a stock solution of a suitable disinfectant
 (10% solution grotanol® 3025,
 10% solution perform® classic conc. GA,
 4% solution perform®.
 Exposure time: overnight).

mikrocount®		duo		Total plate count Bacteria	
10 ² CFU/ml	10 ³ CFU/ml	10 ⁴ CFU/ml	10 ⁵ CFU/ml	10 ⁶ CFU/ml	10 ⁷ CFU/ml
					
< 1 CFU/cm ²	1 CFU/cm ²	5 CFU/cm ²	45 CFU/cm ²	80 CFU/cm ²	> 100 CFU/cm ²

 **Order here!**

 **PRAXISDIENST**
 Medical Supplies since 1953

Information:
 For further information
 please visit our product website
www.mikrocount.com



Most bacteria grow to form red colonies. Colourless colonies may also form, these must also be taken into consideration. It is advisable to read the results both after one and also after two to three days. If the sample contains swarming Proteus species or Bacillus species, it is best to read the results after the first day.

Otherwise, bacteria exhibiting slow growth that did not exhibit visible growth on the first day may sometimes occur. The detection limit of this agar is approx. >100 CFU*/ml.



schülke worldwide:

Australia

Schülke Australia Pty Ltd
Macquarie Park NSW 2113
Phone +61 2 8875 9300
Fax +61 2 8875 9301

Austria

Schülke & Mayr Ges.m.b.H.
1070 Vienna
Phone +43 1 523 25 01 0
Fax +43 1 523 25 01 60

Brazil

Vic Pharma Indústria e
Comércio Ltda.
Taquaratinga/SP – CEP
15900-000
Phone +16 3253 8100
Fax +16 3253 8101

China

Shanghai Representative
Office
Shanghai 200041
Phone +86 21 62 17 29 95
Fax +86 21 62 17 29 97

Czech Republic

Schulke CZ, s.r.o.
73581 Bohumín
Phone +420 558 320 260
Fax +420 558 320 261

France

Schülke France SARL
92800 Puteaux, Paris La Défense
Phone +33 1 42 91 42 42
Fax +33 1 42 91 42 88

India

Schulke India Pvt. Ltd.
New Delhi 110044
Phone +91 11 30796000
Fax +91 11 42595051

Italy

Schülke & Mayr Italia S.r.l.
20158 Milano
Phone +39 02 40 26 590
Fax +39 02 40 26 609

Malaysia

Schülke & Mayr (Asia) Sdn Bhd.
47301 Petaling Jaya, Selangor
Phone +60 3 78 85 80 20
Fax +60 3 78 85 80 21

Netherlands

Schülke & Mayr Benelux B.V.
2031 CC Haarlem
Phone +31 23 535 26 34
Fax +31 23 536 79 70

New Zealand

Schulke New Zealand Limited
Auckland 1010
Phone +61 2 8875 9300
Fax +61 2 8875 9301

Poland

Schulke Polska Sp. z o.o.
02-305 Warszawa
Phone +48 22 11 60 700
Fax +48 22 11 60 701

Russia

Moscow Representative Office
123001, Moscow
Phone +7 499 270 58 75
Fax +7 962 902 77 15

Singapore

Schülke & Mayr (Asia) Pte. Ltd.
Singapore 159410
Phone +65 62 57 23 88
Fax +65 62 57 93 88

Slovakia

Schulke SK, s.r.o.
97101 Prievidza
Phone +421 46 549 45 87
Fax +420 558 320 261

Switzerland

Schülke & Mayr AG
8003 Zurich
Phone +41 44 466 55 44
Fax +41 44 466 55 33

United Kingdom

Schülke & Mayr UK Ltd.
Sheffield S9 1AT
Phone +44 114 254 35 00
Fax +44 114 254 35 01

USA

schülke inc.
Fairfield, NJ 07004
Phone +1 973 770 7300
Fax +1 973 770 7302

... plus our international distributors



www.youtube.com/schuelkeChannel



www.facebook.com/myschulke



www.instagram.com/schuelke_com

Schülke & Mayr GmbH

22840 Norderstedt | Germany
Phone | Fax +49 40 52100-0 | -318
www.schuelke.com