

Specifications

Resolution*	854×480 pixel (NAVI-60)
Image Light	10-25 Lumens 4 level adjustability
Color	5 colors
Image Size	3 Sizes
Vein depth detection	Yes
Screen*	Yes
Charge during operation	Yes
Size	224 (W) ×68(H)×64(D)mm
Weight	500g

*NAVI-60 only



NAVI-FS Fixed Support




NAVI-MS Mobile Support

VeinNavi® Vein Illuminator NAVI-60/30

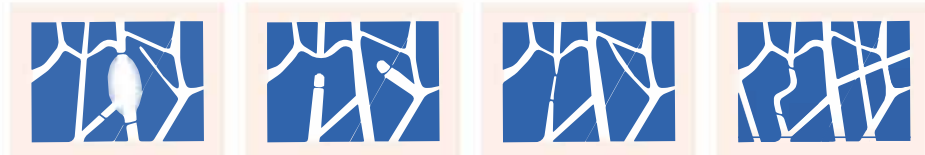


DISTRIBUTOR:



NAVI-60 Vein Illuminator provides a real time accurate image of the vasculature on the surface of the skin, which helps clinicians to verify the status of the vein and reduces the risk of venipuncture.

With the help of NAVI-60 Vein Illuminator, hospital may gain the benefit of reduce costs for healthcare, improve infection control and improve patient safety and satisfaction.



Bleeding Vein

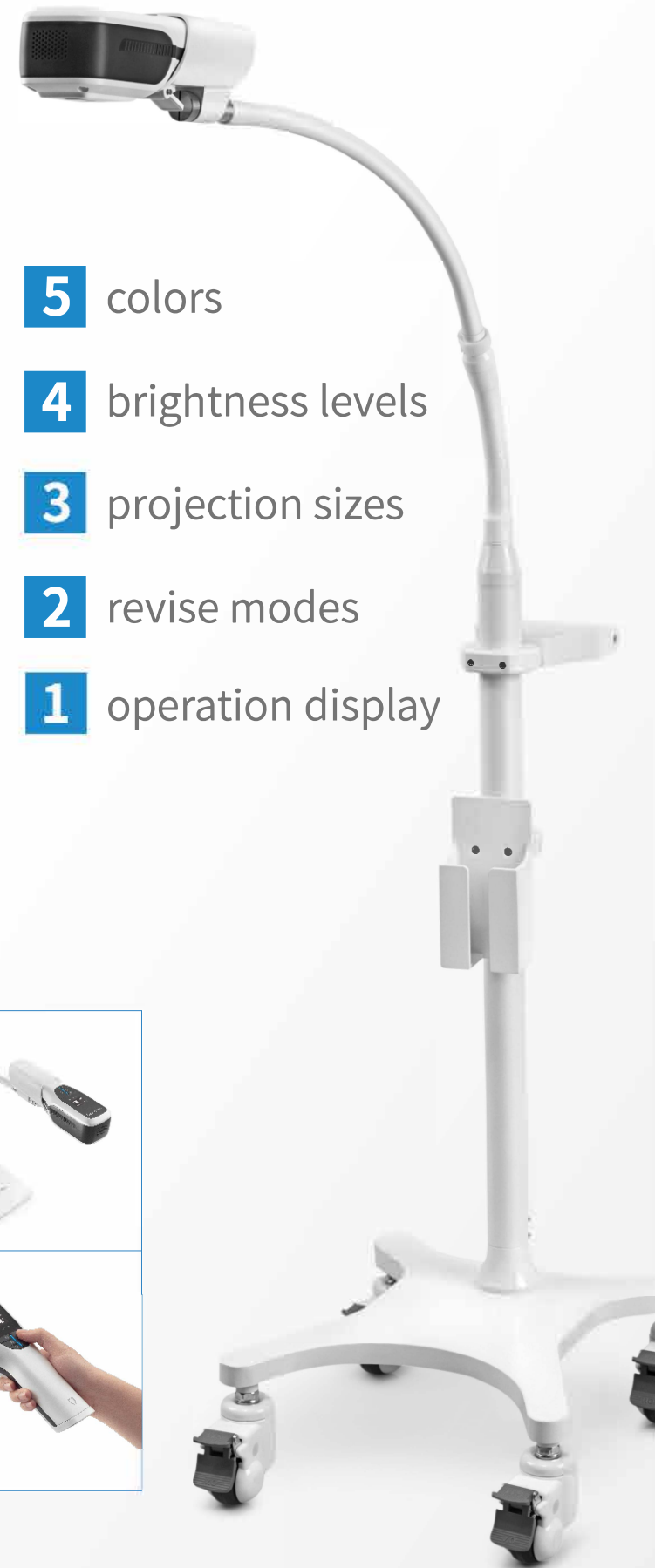
Sealed Vein

Narrow Vein

Curved Vein



NAVI-60



- 5** colors
- 4** brightness levels
- 3** projection sizes
- 2** revise modes
- 1** operation display

Order here!

PRAXISDIENST
Medical Supplies since 1953

+ Application



Pediatrics

Small veins "Baby fat"
Anxiety of the children and their families



Vascular Surgery

Sclerotherapy for treating spider telangiectasia
Vein stripping treatment



Oncology

Fewer options for successful access because of repeated infusions and procedures and medication



Laboratory

Quick access to the vein in laboratory when collecting blood samples increases patients' satisfaction

Portable

Hand held type Vein Illuminator, easy to carry, no skin contact to patient.

Depth indicator

The depth of the vein will be detected and shown digitally.

Colorful

Great image with 5 different colors optional, suitable for different types of skin.

